

American English

Family and Friends

Grade 3

Special Edition

Workbook



Naomi Simmons

Viet Nam Education Publishing House (VEPH)

OXFORD
UNIVERSITY PRESS

OXFORD
UNIVERSITY PRESS

Great Clarendon Street, Oxford, OX2 6DP, United Kingdom

Oxford University Press is a department of the University of Oxford. It furthers the University's objective of excellence in research, scholarship, and education by publishing worldwide. Oxford is a registered trade mark of Oxford University Press in the UK and in certain other countries

© Oxford University Press 2015

With the support of Viet Nam Education Publishing House (VEPH) and Ho Chi Minh City Department of Education and Training

The moral rights of the author have been asserted

First published in 2015

2020 2019 2018

10 9 8 7 6 5

All rights reserved. No part of this publication may be reproduced, stored in a retrieval system, or transmitted, in any form or by any means, without the prior permission in writing of Oxford University Press, or as expressly permitted by law, by licence or under terms agreed with the appropriate reprographics rights organization. Enquiries concerning reproduction outside the scope of the above should be sent to the ELT Rights Department, Oxford University Press, at the address above

You must not circulate this work in any other form and you must impose this same condition on any acquirer

Links to third party websites are provided by Oxford in good faith and for information only. Oxford disclaims any responsibility for the materials contained in any third party website referenced in this work

Photocopying

The Publisher grants permission for the photocopying of those pages marked 'photocopiable' according to the following conditions. Individual purchasers may make copies for their own use or for use by classes that they teach. School purchasers may make copies for use by staff and students, but this permission does not extend to additional schools or branches

Under no circumstances may any part of this book be photocopied for resale

ISBN: 978 0 19 480177 5

Printed in China

This book is printed on paper from certified and well-managed sources.

All rights of distribution in Viet Nam reserved by Viet Nam Education Publishing House

ACKNOWLEDGEMENTS

Cover illustration by: Tomek Giovanis and Christos Skaltsas

Main character illustrations by: Tomek Giovanis and Christos Skaltsas: pp. 4 (Ex. 1), 5, 35 (Ex. 2), 75, 81.

Other illustrations by: Chris Embleton: pp. 4 (Ex.2), 8, 14 (Ex. 1), 16, 20, 22, 26, 27 (Ex. 3), 28, 30, 34, 36, 40, 42 (Ex. 2), 46, 47 (Ex. 4), 48, 50, 52, 54 (Ex. 2), 60, 62, 65, 67 (Ex. 4), 68, 74, 76, 80, 82; Dusan Pavlic/Beehive Illustration: pp. 6, 7 (Ex. 1), 9, 15, 18, 21 (Ex. 2), 29, 35 (Ex. 1), 38 (presents), 41, 49, 55, 61, 69, 78; Eunhyoung Ryu: pp. 7 (Ex. 2), 18 (Anh), 20 (noodles), 21 (Ex. 1), 38 (Thu), 84; Simon Clare Creative Workshop Ltd.: pp. 11, 17, 23, 27 (Ex. 5), 31, 37, 43, 47 (Ex. 3), 37, 43, 51, 56 (Ex. 2), 57, 63, 67 (Ex. 3), 71, 77, 83, 87; Kathy Baxendale: pp. 12, 58; Lisa Smith/Sylvie Poggio: pp. 24, 58; Amanda Enright/Advocate: pp. 31 (plums), 47 (plum), 64, 73; Andy Catling: p. 32; Andrew Hamilton: pp. 35 (Ex. 1, presents, whole cake), 42 (Ex. 1), 54 (Ex. 1), 56 (Ex. 1), 68 (Ex. 1), 86; Jo Taylor/Sylvie Poggio: p. 70.

The publisher would like to thank the following for their kind permission to reproduce photographs: OUP: pp. 44 (boy/naluwan), 44 (doctor/Monkey Business Images), 72 (baby/Kenishirotie).

Contents

Starter	Welcome back!	4
Unit 1	Clean up!	8
	About me: writing about my bedroom	13
Unit 2	Our new things	14
	About me: writing about my classroom	19
Unit 3	Do you have a milkshake?	20
	About me: writing about my lunch	25
	Review 1	26
Unit 4	We have English!	28
	About me: writing about my school subjects	33
Unit 5	Let's buy presents!	34
	About me: writing about presents for my mom	39
Unit 6	What time is it?	40
	About me: writing about my day	45
	Review 2	46
Unit 7	Where does she work?	48
	About me: writing about where my family work	53
Unit 8	It's hot today!	54
	About me: writing about the weather	59
Unit 9	What are you wearing?	60
	About me: writing about the clothes I'm wearing	65
	Review 3	66
Unit 10	You're sleeping!	68
	About me: writing about my family at a party	73
Unit 11	Look at all the animals!	74
	About me: writing about a farm visit	79
Unit 12	Look at the photos!	80
	About me: writing about me and my friends in 3rd grade	85
	Review 4	86
	Grammar Time	88
	Wordlist	91

Lesson One

1 Write.

Tim brown long short Rosy green curly Billy

1



Her name's Rosy.

She has _____ hair.

She has _____ eyes.

2



His name's _____.

He's Rosy's cousin.

He has _____ hair.

He has _____ eyes.

3



His name's _____.

He's Rosy's brother.

He has _____ hair.

2 Find and circle the family words.

mom dad brother cousin grandma grandpa



1 Write your name. Circle the correct word and write. Then draw yourself.

1 My name's _____ .

2 I'm _____ .

seven eight nine

3 I have _____ hair.

brown black red

4 I have _____ hair.


long short

5 I have _____ hair.

straight curly

6 I have _____ eyes.

brown blue gray green



2 Order the words. Match.

a



b



c



1 Rosy's This . mom is This is Rosy's mom. c

2 dad is This Rosy's . _____

3 . cousin Tim is Rosy's _____

Lesson Three

1 Match.

- | | |
|--|------------------------|
| 1 Hello. <input type="checkbox"/> | a I'm seven. |
| 2 How are you? <input type="checkbox"/> | b Hi. |
| 3 What's your name? <input type="checkbox"/> | c Bye. |
| 4 How old are you? <input type="checkbox"/> | d I'm fine, thank you. |
| 5 Goodbye. <input type="checkbox"/> | e My name's Jasmin. |

2 Write.

Her His He's She's

This is my sister. Her name's Jasmin.
_____ seven.



This is my friend. _____ name's Sam.
_____ nine.



3 Find and circle the days of the week. Write.


Sunday Monday Tuesday Wednesday Thursday Friday Saturday

T	S	a	t	u	r	d	a	y	S
h	★	★	★	★	★	★	★	★	u
u	★	<u>T</u>	<u>u</u>	<u>e</u>	<u>s</u>	<u>d</u>	<u>a</u>	<u>y</u>	n
r	★	F	r	i	d	a	y	★	d
s	★	★	★	★	★	★	★	★	a
d	W	e	d	n	e	s	d	a	y
a	★	★	★	★	★	★	★	★	★
y	★	★	★	M	o	n	d	a	y

Today is _____.


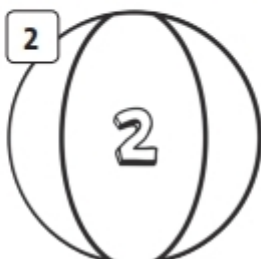
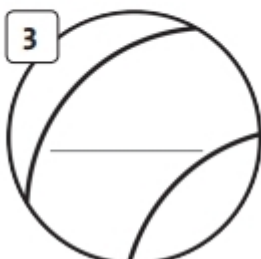

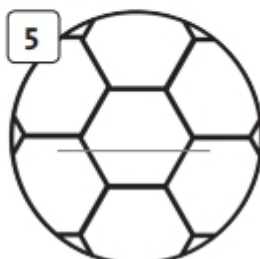
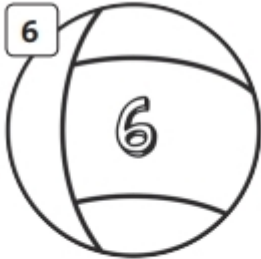
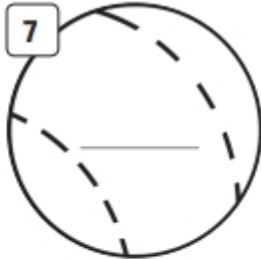
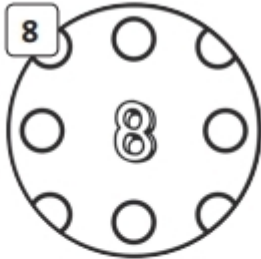
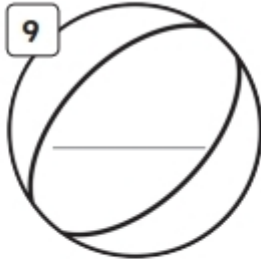

1 Count and write.

There is There are



- 1 There are two cars. 2 _____ train.
 3 _____ balls. 4 _____ kites.
 5 _____ teddy bear. 6 _____ toys.

2 Write the missing word or number.

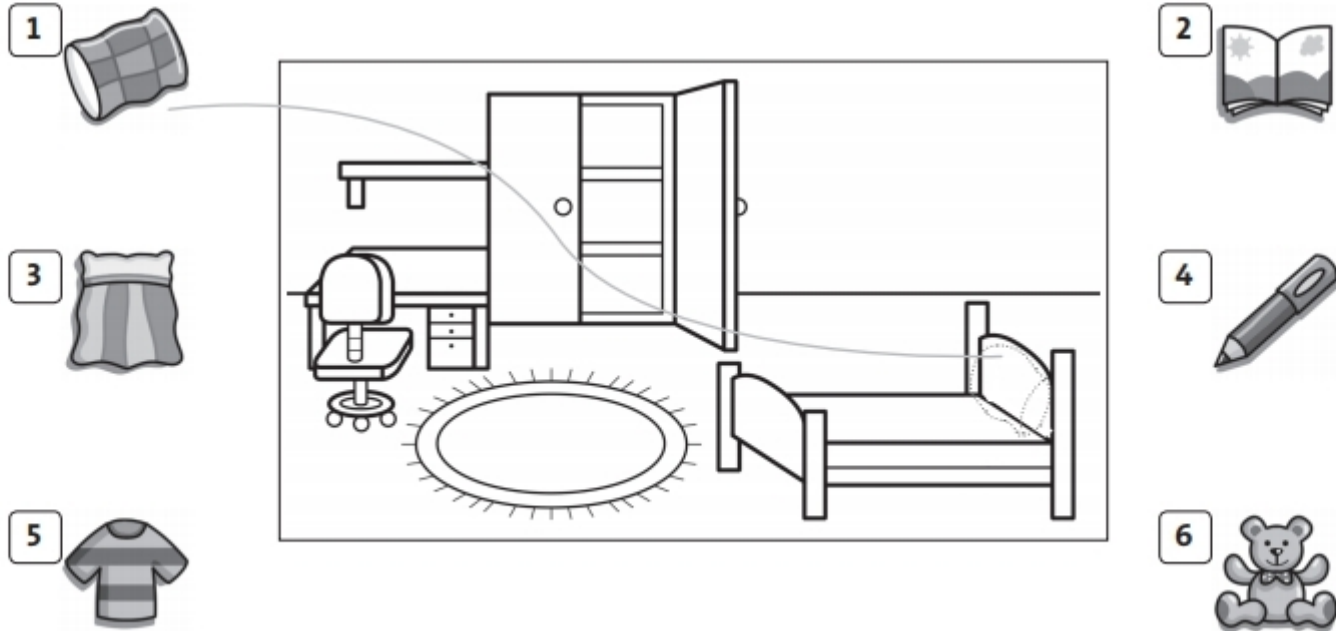
1 	2 	3 	4 	5 
one	_____	three	_____	five
6 	7 	8 	9 	10 
_____	seven	_____	nine	_____

1

Clean up!

Lesson One Words

1 Listen and draw lines. 01



2 Look at the picture again. Write.

bed cabinet rug shelf

1 Where's the pillow?

It's on the bed.

2 Where's the book?

It's on _____.

3 Where's the blanket?

4 Where's the pen?

5 Where's the T-shirt?

6 Where's the teddy bear?

1 Read and circle.



There's / There are a bed in my bedroom.



There's / There are two cabinets in my bedroom.




There's / There are three books on my shelf.



There's / There are a blanket on my bed.

2 Look at the picture and write.

There's There are



1 There's a cabinet.

2 _____ four books.

3 _____ two pillows.

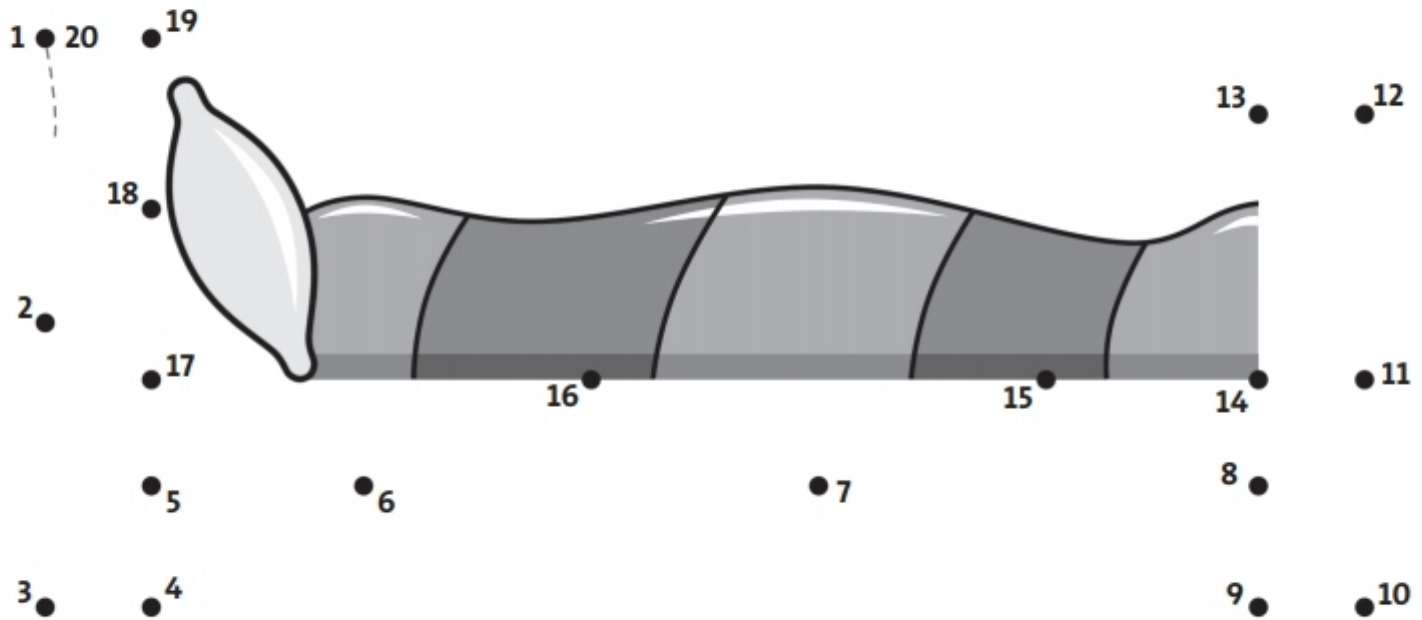
4 _____ two beds.

5 _____ a shelf.

6 _____ a rug.

Lesson Three Words

1 Connect the dots.



2 Look at the number and the letters. Write the words.

11 eleven

l
v e e
n e

16 s _____

x
n e e
i s
t

12 t _____

e
v l t
w e

17 s _____

v e
e s e t n
n e

13 t _____

h e
e i n
r t
t

18 e _____

g h
n e e
e t
i

14 f _____

n e
e t r
f o
u

19 n _____

e n
e n e
i t n

15 f _____

f e
e f t
n i

20 t _____

w
n t y
e t


1 Say and write the words.

b

ug



r



b

ox



f



2 Write.

box bug rug pot fox

I'm on the ¹ rug,

² _____, ³ _____, ⁴ _____.

Look at the ⁵ _____,

⁶ _____, ⁷ _____, ⁸ _____.

Look at the ⁹ _____

Hop over a ¹⁰ _____.

Look at the ¹¹ _____

Hop into the ¹² _____.



3 Listen and circle the word you hear. 02

1

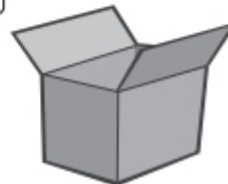


fun



sun

2




box



fox

3



rug



bug

4



hot



pot

Reading

1 Read and color.



Hello!

My name's Lola and this is my bedroom.

My favorite color is purple. I have a purple pillow and a purple blanket.

Can you see my doll? She's on my bed. Her name is Polly.

I have lots of books on my shelf and lots of clothes in my cabinet. This is my favorite purple dress. And look, here are my blue shoes. I like my shoes. They're very pretty.

From Lola

2 Read again. Fill in the correct circle.

1 Where's Lola?

- (A) She's in the bedroom.
- (B) She's in the living room.
- (C) She's in the kitchen.

3 What's the doll's name?

- (A) Her name's Pinky.
- (B) Her name's Percy.
- (C) Her name's Polly.

2 What's her favorite color?

- (A) pink
- (B) purple
- (C) blue

4 What's in her cabinet?

- (A) lots of clothes
- (B) lots of books
- (C) lots of toys

Writing

1 Read. Underline the ? and circle the .

- 1 Where's your bed ? It's in my bedroom.
- 2 What's on your shelf ? My books are on my shelf .
- 3 Do you like your bedroom ? Yes, I do .

2 Write the capital letters and the ? or .

- 1 what's her name What's her name?
- 2 her name's Lola _____
- 3 what's on her shelf _____

About me!

3 Circle the things in your bedroom. Write how many in the box.

- bed blanket pillow cabinet shelf rug
- book car doll train kite teddy bear

4 Draw your bedroom. Write what is in your bedroom.



There's a _____.

There's _____.

There are _____.

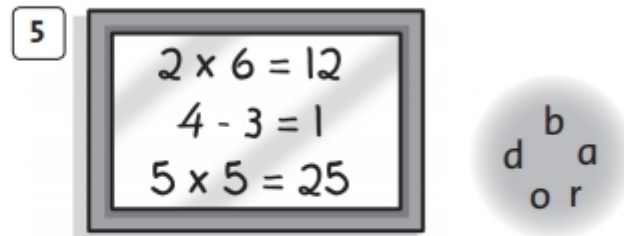
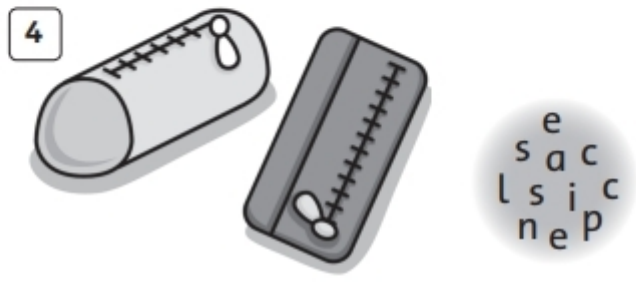

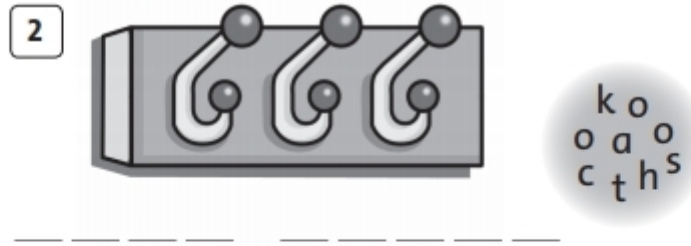
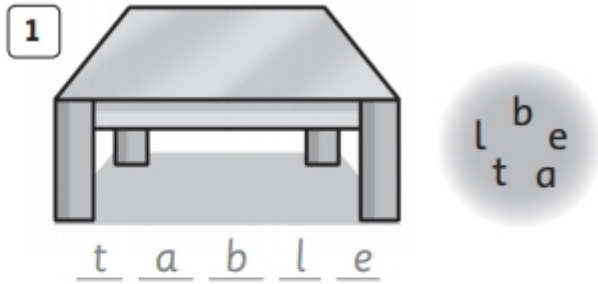
There _____.

2

Our new things

Lesson One Words

1 Look at the picture and the letters. Write the word.



2 Look again and write.

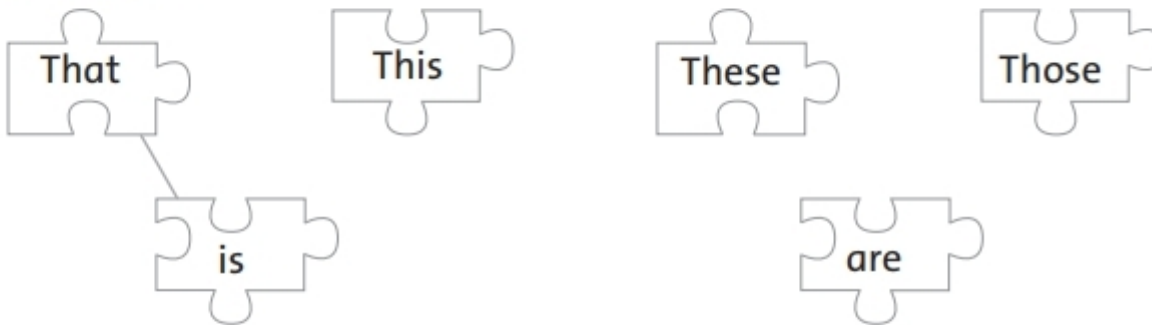
- 1 There is a new table .
- 2 There are new _____ .
- 3 There are new _____ .
- 4 There are new _____ .
- 5 There is a new _____ .

1 Match.

1 this d 2 that 3 these 4 those



2 Match.



3 Write.


This is That is These are Those are

<p>1</p> <p><u>These are</u> tables and chairs.</p>	<p>2</p> <p>_____ coat hooks.</p>	<p>3</p> <p>_____ a computer.</p>	<p>4</p> <p>_____ a board.</p>
---	-----------------------------------	-----------------------------------	--------------------------------

Lesson Three Words

1 Find and circle the words.

picture poster drawers




picture drawers poster

2 Look and read. Put a check (✓) or a cross (X) in the box.



This is a picture.



These are pencil cases.



These are computers.



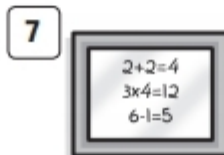
This is a chair.



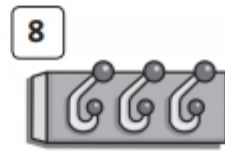
These are drawers.



This is a book.



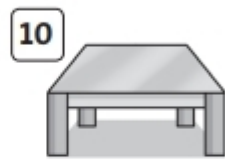
This is a board.



These are coat hooks.



These are posters.



This is a table.

1 Say the sound. Say the words. Match.

1 **tr**

2 **dr**

3 **cr**

- a dress
- b tree
- c crab
- d truck
- e crayon
- f drum

2 Write the missing letters.

dr tr cr



tr ee



__ ab



__ um



__ ess



__ ayon



__ uck

3 Listen and write. 03

drum train crab truck crayons dress tree crayons

A ¹ train and a ² _____,
 A ³ _____ and a ⁴ _____.
 I draw with my ⁵ _____,
 And I have fun.
 A girl in a ⁶ _____,
 A bird in a ⁷ _____.
 Get your ⁸ _____,
 And draw with me.



Reading

1 Read.



My name's Anh. This is my classroom.

The tables are long. There's a big board and there are two computers. There are big posters on the wall. There are pictures, too. Can you see my picture? It's a picture of my family. My teacher is Miss Tam. I like her.



2 Read again. Circle five things in Anh's classroom.

3 Read again. Fill in the correct circle.

1 The girl's name is _____.

- (A) Lan
- (B) Anh
- (C) Kim

3 The tables are _____.

- (A) long
- (B) short
- (C) tall

2 There are posters on the _____.

- (A) wall
- (B) computer
- (C) tables

4 The teacher's name is _____.

- (A) Miss Anh
- (B) Miss Nam
- (C) Miss Tam

Writing

1 Write the sentence again with capital letters.

- 1 this is anh. This is Anh.
- 2 anh's teacher is miss tam. _____
- 3 his name's trung. _____
- 4 mai is trung's cousin. _____
- 5 vinh is her little brother. _____

About me!

2 Circle the things in your classroom.

tables chairs board cabinet drawers computer
 window door coat hooks boys girls teachers

3 Draw and write about your classroom.



This is my classroom.

This is the window.

This is the _____.

This _____.

These are the _____.

These _____.
